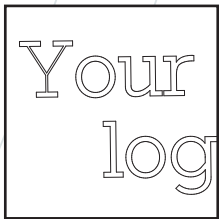



Your logo will be cut into the ash plate.  
To make this laser cut out possible, please follow these instructions carefully:

- Deliver the logo as a vectorised file (preferably .dwg or .dxf. Choose 'file/export/export as' in Adobe Illustrator to export in this file type). Non-vectorised files (such as .jpg or .bmp) cannot be used as a base file to create the logo cut out.
- Your logo should consist of a clear shape and outline. Never close off a shape in your design. The section in that shape will fall away if you do. Instead, please make sure that all sections, such as the insides of circles or other shapes, are connected to the base plate.

Wrong:

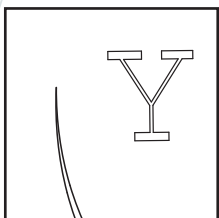


Right:

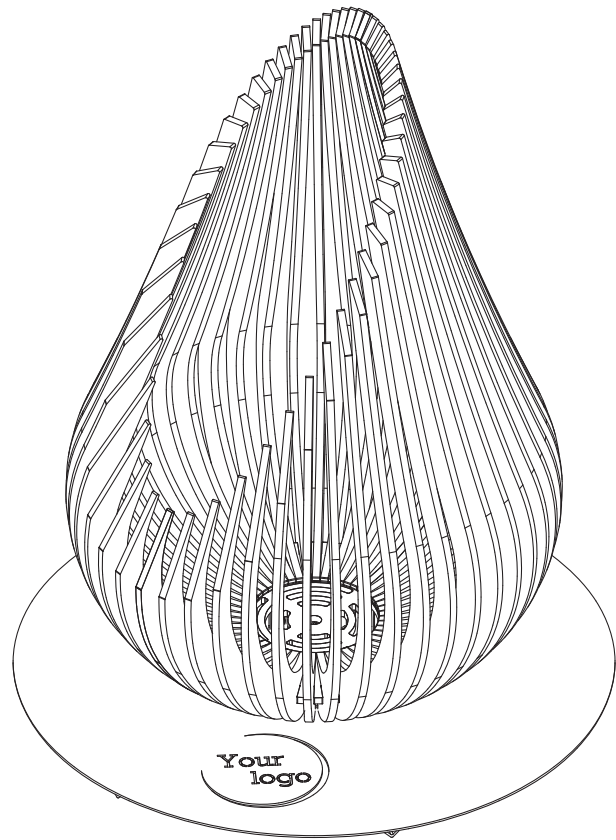
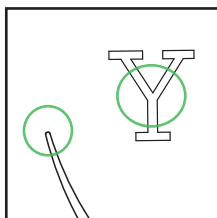


- The minimal width of the cut out elements should be no less than 3 mm.

Wrong:



Right:



- The maximum size of the logo cut out is:  
Dewdrop M: 15 cm by 15 cm  
Dewdrop L: 20 cm by 20 cm  
Dewdrop XL: 25 cm by 25 cm

Please deliver your file in the correct output size (keep in mind the minimum cut out width of 3 mm).

- When using fonts in your logo, make sure they have been converted to outline shapes.